

	TOTAL VOTES	%	ELECTION DAY	ABSENTEE
PRECINCTS COUNTED (OF 49)	49	100.00		
REGISTERED VOTERS - TOTAL	79,652			
BALLOTS CAST - TOTAL	15,538		10,676	4,862
BALLOTS CAST - REPUBLICAN	7,083	45.59	5,287	1,796
BALLOTS CAST - DEMOCRATIC	7,411	47.70	4,848	2,563
BALLOTS CAST - NONPARTISAN.	1,044	6.72	541	503
VOTER TURNOUT - TOTAL		19.51		

	TOTAL VOTES	%	ELECTION DAY	ABSENTEE
GOVERNOR				
Vote for not more than 1				
Rick Snyder.	6,337	99.16	4,686	1,651
WRITE-IN.	54	.84	48	6
UNITED STATES SENATOR				
Vote for not more than 1				
Terri Lynn Land	6,099	99.41	4,534	1,565
WRITE-IN.	36	.59	35	1
REP IN CONGRESS 5th DIST				
Vote for not more than 1				
Allen Hardwick.	2,836	53.72	2,125	711
Tom Whitmire	2,424	45.92	1,803	621
WRITE-IN.	19	.36	17	2
STATE SENATOR 31st DIST				
Vote for not more than 1				
Kevin Daley.	1,785	26.64	1,328	457
Mike Green	4,496	67.10	3,370	1,126
L. Jeffery Phillips	411	6.13	303	108
WRITE-IN.	8	.12	7	1
STATE LEGISLATURE 96th DIST				
Vote for not more than 1				
Carlos Jaime	4,027	99.48	2,750	1,277
WRITE-IN.	21	.52	19	2
STATE LEGISLATURE 98th DIST				
Vote for not more than 1				
Gary Glenn	1,017	63.36	950	67
Karl Ieuter.	586	36.51	540	46
WRITE-IN.	2	.12	2	0
COUNTY ROAD COMMISSIONER				
Vote for not more than 1				
Ed Meylan	5,540	99.64	4,036	1,504
WRITE-IN.	20	.36	18	2
COUNTY COMMISSIONER 1st DIST				
Vote for not more than 1				
Brandon DeFrain	475	56.28	459	16
Levi O'Brien	366	43.36	353	13
WRITE-IN.	3	.36	3	0
COUNTY COMMISSIONER 2nd DIST				
Vote for not more than 1				
WRITE-IN.	36	100.00	28	8

	TOTAL VOTES	%	ELECTION DAY	ABSENTEE
COUNTY COMMISSIONER 3rd DIST				
Vote for not more than 1				
Vaughn J. Begick	1,305	99.62	814	491
WRITE-IN.	5	.38	3	2
COUNTY COMMISSIONER 4th DIST				
Vote for not more than 1				
Joe Davis	485	99.39	308	177
WRITE-IN.	3	.61	1	2
COUNTY COMMISSIONER 5th DIST				
Vote for not more than 1				
Randy Badgerow.	697	99.29	441	256
WRITE-IN.	5	.71	4	1
COUNTY COMMISSIONER 6th DIST				
Vote for not more than 1				
WRITE-IN.	37	100.00	23	14
COUNTY COMMISSIONER 7th DIST				
Vote for not more than 1				
F. Patrick Daily	998	99.60	766	232
WRITE-IN.	4	.40	3	1
TRUSTEE PORTSMOUTH TWP				
Vote for not more than 1				
WRITE-IN.	16	100.00	16	0
DELEGATE AUBURN CITY, PCT 1				
Vote for not more than 6				
Carol Bisanz	115	42.59	115	0
Ken Charbonneau	151	55.93	151	0
WRITE-IN.	4	1.48	4	0
DELEGATE BAY CITY, W 1 PCT 1				
Vote for not more than 5				
Deborah A. Sawyer.	103	50.74	63	40
Jim Whaley	100	49.26	67	33
WRITE-IN.	0		0	0
DELEGATE BAY CITY, W 2 PCT 1				
Vote for not more than 6				
Mike Gardner	96	40.17	62	34
Michael E. Wooley.	136	56.90	89	47
WRITE-IN.	7	2.93	7	0

	TOTAL VOTES	%	ELECTION DAY	ABSENTEE
DELEGATE BAY CITY, W 3 PCT 1				
Vote for not more than 4				
Matthew Lance	72	55.38	43	29
David Singh.	55	42.31	31	24
WRITE-IN.	3	2.31	1	2
DELEGATE BAY CITY, W 4 PCT 1				
Vote for not more than 4				
WRITE-IN.	4	100.00	4	0
DELEGATE BAY CITY, W 5 PCT 1				
Vote for not more than 6				
WRITE-IN.	0		0	0
DELEGATE BAY CITY, W 6 PCT 1				
Vote for not more than 5				
Randy Badgerow.	75	54.35	45	30
Susan Badgerow.	62	44.93	33	29
WRITE-IN.	1	.72	1	0
DELEGATE BAY CITY, W 7 PCT 1				
Vote for not more than 5				
Ashley Giddings	78	51.66	49	29
Daniel Raymond.	71	47.02	40	31
WRITE-IN.	2	1.32	1	1
DELEGATE BAY CITY, W 8 PCT 1				
Vote for not more than 5				
Randall L. Raymond	82	98.80	64	18
WRITE-IN.	1	1.20	0	1
DELEGATE BAY CITY, W 9 PCT 1				
Vote for not more than 5				
WRITE-IN.	0		0	0
DELEGATE ESSEXVILLE CITY, PCT 1				
Vote for not more than 4				
WRITE-IN.	2	100.00	2	0
DELEGATE ESSEXVILLE CITY, PCT 2				
Vote for not more than 4				
Wade Engelhardt	152	100.00	152	0
WRITE-IN.	0		0	0
DELEGATE MIDLAND CITY, W1 PCT 6				
Vote for not more than 1				
WRITE-IN.	0		0	0

	TOTAL VOTES	%	ELECTION DAY	ABSENTEE
DELEGATE PINCONNING CITY, PCT 1				
Vote for not more than 2				
WRITE-IN.	2	100.00	2	0
DELEGATE BANGOR TWP, PCT 1				
Vote for not more than 5				
Danny L. Latal.	118	100.00	87	31
WRITE-IN.	0		0	0
DELEGATE BANGOR TWP, PCT 2				
Vote for not more than 6				
WRITE-IN.	16	100.00	12	4
DELEGATE BANGOR TWP, PCT 3				
Vote for not more than 5				
David Scholl	97	100.00	63	34
WRITE-IN.	0		0	0
DELEGATE BANGOR TWP, PCT 4				
Vote for not more than 5				
Kersten Bond	81	35.68	34	47
Earl J. Bovia	70	30.84	30	40
Marc Scott	73	32.16	27	46
WRITE-IN.	3	1.32	0	3
DELEGATE BANGOR TWP, PCT 5				
Vote for not more than 7				
WRITE-IN.	3	100.00	3	0
DELEGATE BANGOR TWP, PCT 6				
Vote for not more than 6				
Sean Edward Buczek	80	31.87	49	31
Joe F. Davis	89	35.46	56	33
Henry Johnson	81	32.27	47	34
WRITE-IN.	1	.40	1	0
DELEGATE BEAVER TWP, PCT 1				
Vote for not more than 7				
Brian J. Horton	95	49.22	95	0
William F. Miller.	97	50.26	97	0
WRITE-IN.	1	.52	1	0
DELEGATE FRANKENLUST TWP, PCT 1				
Vote for not more than 13				
WRITE-IN.	23	100.00	11	12

	TOTAL VOTES	%	ELECTION DAY	ABSENTEE
DELEGATE FRASER TWP, PCT 1				
Vote for not more than 8				
Annette Vanderbrink	136	99.27	136	0
WRITE-IN.	1	.73	1	0
DELEGATE GARFIELD TWP, PCT 1				
Vote for not more than 4				
Samantha Matuszewski.	57	22.80	57	0
Tim W. Matuszewski	59	23.60	59	0
Lynn Rivard.	64	25.60	64	0
Michael Rivard.	70	28.00	70	0
WRITE-IN.	0		0	0
DELEGATE GIBSON TWP, PCT 1				
Vote for not more than 2				
Kevin G. Lorentz II	35	100.00	35	0
WRITE-IN.	0		0	0
DELEGATE HAMPTON TWP, PCT 1				
Vote for not more than 3				
WRITE-IN.	4	100.00	3	1
DELEGATE HAMPTON TWP, PCT 2				
Vote for not more than 5				
WRITE-IN.	6	100.00	1	5
DELEGATE HAMPTON TWP, PCT 3				
Vote for not more than 4				
WRITE-IN.	5	100.00	0	5
DELEGATE HAMPTON TWP, PCT 4				
Vote for not more than 2				
WRITE-IN.	1	100.00	1	0
DELEGATE HAMPTON TWP, PCT 5				
Vote for not more than 3				
Betty Daily.	87	52.73	57	30
Patrick Daily	77	46.67	48	29
WRITE-IN.	1	.61	1	0
DELEGATE HAMPTON TWP, PCT 6				
Vote for not more than 1				
WRITE-IN.	2	100.00	2	0

	TOTAL VOTES	%	ELECTION DAY	ABSENTEE
DELEGATE KAWKAWLIN TWP, PCT 1				
Vote for not more than 7				
James Meylan	142	100.00	142	0
WRITE-IN.	0		0	0
DELEGATE KAWKAWLIN TWP, PCT 2				
Vote for not more than 5				
Daniel Cole.	80	44.44	80	0
Richard L. Fletcher	100	55.56	100	0
WRITE-IN.	0		0	0
DELEGATE MERRITT TWP, PCT 1				
Vote for not more than 4				
Aaron J. Baylis	66	28.95	66	0
Whitney K. Hayward	74	32.46	74	0
Marc VanDenBoom	86	37.72	86	0
WRITE-IN.	2	.88	2	0
DELEGATE MONITOR TWP, PCT 1				
Vote for not more than 3				
WRITE-IN.	2	100.00	1	1
DELEGATE MONITOR TWP, PCT 2				
Vote for not more than 7				
Brent R. Smith.	117	52.23	60	57
Mary-Bethany Smith	107	47.77	54	53
WRITE-IN.	0		0	0
DELEGATE MONITOR TWP, PCT 3				
Vote for not more than 6				
John Bright.	140	99.29	79	61
WRITE-IN.	1	.71	1	0
DELEGATE MONITOR TWP, PCT 4				
Vote for not more than 5				
WRITE-IN.	2	100.00	2	0
DELEGATE MONITOR TWP, PCT 5				
Vote for not more than 6				
Marjorie R. Begick	109	21.50	66	43
Vaughn J. Begick	121	23.87	73	48
Janet Grappin	94	18.54	59	35
Mary Ann Rankey	90	17.75	54	36
Robert A. Rankey I	86	16.96	52	34
WRITE-IN.	7	1.38	7	0

	TOTAL VOTES	%	ELECTION DAY	ABSENTEE
DELEGATE MONITOR TWP, PCT 6				
Vote for not more than 4				
WRITE-IN.	1	100.00	1	0
DELEGATE MT. FOREST TWP, PCT 1				
Vote for not more than 3				
WRITE-IN.	3	100.00	3	0
DELEGATE PINCONNING TWP, PCT 1				
Vote for not more than 6				
Raymond A. Boileau	95	28.36	95	0
John J. Szyperski III	131	39.10	131	0
Loreen A. Szyperski	109	32.54	109	0
WRITE-IN.	0		0	0
DELEGATE PORTSMOUTH TWP, PCT 1				
Vote for not more than 3				
WRITE-IN.	3	100.00	3	0
DELEGATE PORTSMOUTH TWP, PCT 2				
Vote for not more than 4				
WRITE-IN.	4	100.00	4	0
DELEGATE WILLIAMS TWP, PCT 1				
Vote for not more than 7				
Gilbert Bartz	151	25.04	113	38
Mark G. Wood	163	27.03	124	39
Gretchen Ziehmer	149	24.71	111	38
Roy O. Ziehmer.	138	22.89	102	36
WRITE-IN.	2	.33	2	0
DELEGATE WILLIAMS TWP, PCT 2				
Vote for not more than 4				
Gerald R. Haines	101	100.00	75	26
WRITE-IN.	0		0	0
DELEGATE WILLIAMS TWP, PCT 3				
Vote for not more than 2				
WRITE-IN.	2	100.00	2	0

	TOTAL VOTES	%	ELECTION DAY	ABSENTEE
GOVERNOR				
Vote for not more than 1				
Mark Schauer	6,998	99.74	4,583	2,415
WRITE-IN.	18	.26	13	5
UNITED STATES SENATOR				
Vote for not more than 1				
Gary Peters.	6,813	99.68	4,441	2,372
WRITE-IN.	22	.32	14	8
REP IN CONGRESS 5th DIST				
Vote for not more than 1				
Daniel T. Kildee	6,926	99.65	4,513	2,413
WRITE-IN.	24	.35	17	7
STATE SENATOR 31st DIST				
Vote for not more than 1				
Ron Mindykowski	6,752	99.72	4,402	2,350
WRITE-IN.	19	.28	14	5
STATE LEGISLATURE 96th DIST				
Vote for not more than 1				
Charles M. Brunner	5,723	99.74	3,440	2,283
WRITE-IN.	15	.26	8	7
STATE LEGISLATURE 98th DIST				
Vote for not more than 1				
Joan M. Brausch	1,148	99.83	1,049	99
WRITE-IN.	2	.17	2	0
COUNTY ROAD COMMISSIONER				
Vote for not more than 1				
Neil Froncek	1,956	28.91	1,284	672
Edward L. Rivet	4,797	70.90	3,051	1,746
WRITE-IN.	13	.19	10	3
COUNTY COMMISSIONER 1st DIST				
Vote for not more than 1				
Michael Duranczyk.	470	54.27	449	21
Brandon D. Krause.	394	45.50	386	8
WRITE-IN.	2	.23	2	0
COUNTY COMMISSIONER 2nd DIST				
Vote for not more than 1				
Ernie Krygier Jr..	944	100.00	637	307
WRITE-IN.	0		0	0

	TOTAL VOTES	%	ELECTION DAY	ABSENTEE
COUNTY COMMISSIONER 3rd DIST				
Vote for not more than 1				
WRITE-IN.	64	100.00	31	33
COUNTY COMMISSIONER 4th DIST				
Vote for not more than 1				
Kim J. Coonan	775	99.23	363	412
WRITE-IN.	6	.77	3	3
COUNTY COMMISSIONER 5th DIST				
Vote for not more than 1				
Thomas Herek	928	99.68	556	372
WRITE-IN.	3	.32	2	1
COUNTY COMMISSIONER 6th DIST				
Vote for not more than 1				
Donald J. Tilley	656	99.24	366	290
WRITE-IN.	5	.76	2	3
COUNTY COMMISSIONER 7th DIST				
Vote for not more than 1				
Michael E. Lutz	1,305	99.85	938	367
WRITE-IN.	2	.15	2	0
TRUSTEE PORTSMOUTH TWP				
Vote for not more than 1				
James Banaszak.	270	98.90	270	0
WRITE-IN.	3	1.10	3	0
DELEGATE AUBURN CITY, PCT 1				
Vote for not more than 5				
Rich Rytlewski.	121	100.00	121	0
WRITE-IN.	0		0	0
DELEGATE BAY CITY, W 1 PCT 1				
Vote for not more than 11				
Brian K. Elder.	120	11.04	55	65
Susan Elder.	109	10.03	52	57
Paul R. Everson	98	9.02	53	45
Jacob T. Golden	79	7.27	36	43
Jerry Vern Golden.	84	7.73	40	44
Barbara L. Gourd	112	10.30	53	59
Charlie Gourd	100	9.20	49	51
Mary Hennessy	107	9.84	51	56
Edna H. Kay-Simons	84	7.73	40	44
Janelle Lake	88	8.10	44	44
Gary Phillips	105	9.66	54	51
WRITE-IN.	1	.09	0	1

	TOTAL VOTES	%	ELECTION DAY	ABSENTEE
DELEGATE BAY CITY, W 2 PCT 1				
Vote for not more than 11				
Joy Butler	115	13.36	82	33
Mary L. Donnelly	137	15.91	97	40
Christopher Hennessy.	129	14.98	85	44
Richard R. Meeth	122	14.17	85	37
Kristen Rivet	118	13.70	84	34
Thomas Ryder	114	13.24	76	38
Brandy Tilley	124	14.40	86	38
WRITE-IN.	2	.23	2	0

DELEGATE BAY CITY, W 3 PCT 1				
Vote for not more than 12				
Domanick Hartwick.	67	10.77	39	28
Jacob Hilliker.	66	10.61	38	28
Kurt P. Legner.	103	16.56	53	50
Wendy Legner	104	16.72	55	49
Andrew Niedzinski.	108	17.36	57	51
Kristine Niedzinski	97	15.59	51	46
Lorenzo Ramirez	69	11.09	37	32
WRITE-IN.	8	1.29	4	4

DELEGATE BAY CITY, W 4 PCT 1				
Vote for not more than 11				
Adam Beuthin	73	16.59	31	42
Mary A. Boettger	90	20.45	38	52
Lori Lynn Dufresne	110	25.00	44	66
David Gilbert Martin.	76	17.27	31	45
Daniel S. Velasquez	88	20.00	38	50
WRITE-IN.	3	.68	0	3

DELEGATE BAY CITY, W 5 PCT 1				
Vote for not more than 14				
John T. Andrus.	163	11.55	54	109
Stan Bromberg	224	15.88	72	152
Lori Ann Draves	171	12.12	63	108
Jim Irving	201	14.25	66	135
Forrest J. Robison	141	9.99	47	94
Stephen Santoya	136	9.64	45	91
Derek John Taylor.	148	10.49	48	100
Judith Draves Zanotti	225	15.95	84	141
WRITE-IN.	2	.14	1	1

	TOTAL VOTES	%	ELECTION DAY	ABSENTEE
DELEGATE BAY CITY, W 6 PCT 1				
Vote for not more than 11				
Kelly A. Coates	84	11.63	39	45
John F. Davidson	87	12.05	43	44
Raul Guzman.	69	9.56	35	34
Eileen A. Marshall	82	11.36	40	42
Ray Martinez	73	10.11	37	36
Mark Franklin Schultz	77	10.66	38	39
Luann Travis	80	11.08	38	42
Paul Travis.	84	11.63	42	42
Jeffery A. Van Mullekom.	83	11.50	43	40
WRITE-IN.	3	.42	3	0

DELEGATE BAY CITY, W 7 PCT 1				
Vote for not more than 12				
Mary A. Ahrens.	130	35.91	53	77
Ronald Lee Ahrens.	113	31.22	49	64
Kerice R. Basmadjian.	119	32.87	55	64
WRITE-IN.	0		0	0

DELEGATE BAY CITY, W 8 PCT 1				
Vote for not more than 11				
Lew Beson	86	10.97	41	45
Shirley A. Brissette.	110	14.03	57	53
Michael J. Buda	105	13.39	49	56
Sandra K. Buda.	92	11.73	43	49
Bridgette Clements	91	11.61	42	49
Kelly Ann Merkle	101	12.88	53	48
Bob Redmond.	103	13.14	48	55
Lori Redmond	91	11.61	43	48
WRITE-IN.	5	.64	0	5

DELEGATE BAY CITY, W 9 PCT 1				
Vote for not more than 13				
Brent R. Basner	109	16.57	49	60
Judy Brunner	163	24.77	74	89
Brian Steven Johnroe.	98	14.89	38	60
Michael Petiet.	91	13.83	39	52
Jay Ross.	95	14.44	39	56
John R. Warren Jr.	99	15.05	41	58
WRITE-IN.	3	.46	0	3

DELEGATE ESSEXVILLE CITY, PCT 1				
Vote for not more than 6				
William Jacobs.	150	49.18	150	0
Terry C. Mercer	153	50.16	153	0
WRITE-IN.	2	.66	2	0

	TOTAL VOTES	%	ELECTION DAY	ABSENTEE
DELEGATE ESSEXVILLE CITY, PCT 2				
Vote for not more than 6				
Jason R. Keller	216	100.00	216	0
WRITE-IN.	0		0	0
DELEGATE MIDLAND CITY, WI PCT 6				
Vote for not more than 1				
WRITE-IN.	0		0	0
DELEGATE PINCONNING CITY, PCT 1				
Vote for not more than 4				
WRITE-IN.	1	100.00	1	0
DELEGATE BANGOR TWP, PCT 1				
Vote for not more than 6				
Judy Barber.	101	40.24	53	48
Bruce L. Goss	73	29.08	40	33
Clayton August Smith.	70	27.89	37	33
WRITE-IN.	7	2.79	0	7
DELEGATE BANGOR TWP, PCT 2				
Vote for not more than 8				
Matt Beaver.	91	16.70	34	57
Raymond Craig Hewitt.	88	16.15	29	59
Donald R. Noble	86	15.78	28	58
Brian M. Redmond	91	16.70	31	60
Sara Angela Spencer	100	18.35	34	66
Terry Michael Spencer	87	15.96	29	58
WRITE-IN.	2	.37	0	2
DELEGATE BANGOR TWP, PCT 3				
Vote for not more than 8				
WRITE-IN.	0		0	0
DELEGATE BANGOR TWP, PCT 4				
Vote for not more than 7				
Judy L. Fletcher	99	37.08	41	58
Bethany S. Robinson	86	32.21	34	52
Pedro R. Santos	82	30.71	33	49
WRITE-IN.	0		0	0
DELEGATE BANGOR TWP, PCT 5				
Vote for not more than 11				
Chris John Hammond	129	19.28	63	66
Lisa Ann Murphy	140	20.93	70	70
Dennis Pilarski	138	20.63	66	72
Stephanie Wahr.	129	19.28	60	69
Shaye C. Wilcox	127	18.98	66	61
WRITE-IN.	6	.90	5	1

	TOTAL VOTES	%	ELECTION DAY	ABSENTEE
DELEGATE BANGOR TWP, PCT 6				
Vote for not more than 7				
Cynthia A. Luczak	126	39.75	61	65
Courtney Rivet.	95	29.97	47	48
Stanley R. Welskop	88	27.76	39	49
WRITE-IN.	8	2.52	2	6
DELEGATE BEAVER TWP, PCT 1				
Vote for not more than 7				
Joseph Bruessow	80	30.89	80	0
Derriil R. Meylan	91	35.14	91	0
Melvin Sequin	84	32.43	84	0
WRITE-IN.	4	1.54	4	0
DELEGATE FRANKENLUST TWP, PCT 1				
Vote for not more than 8				
Mark A. Bauer	129	15.62	48	81
Jacob Bennett	111	13.44	41	70
David Conger	110	13.32	41	69
Michael F. Halstead	124	15.01	41	83
Rosa Holliday	116	14.04	43	73
Mike Middleton.	117	14.16	43	74
Ryan Sagady.	115	13.92	43	72
WRITE-IN.	4	.48	0	4
DELEGATE FRASER TWP, PCT 1				
Vote for not more than 10				
James F. DeCatur	117	49.79	117	0
Kendall Pilarski	118	50.21	118	0
WRITE-IN.	0		0	0
DELEGATE GARFIELD TWP, PCT 1				
Vote for not more than 5				
Stephen J. Blackwell.	78	34.98	78	0
Brandon Koste	66	29.60	66	0
Rodney Schlink.	79	35.43	79	0
WRITE-IN.	0		0	0
DELEGATE GIBSON TWP, PCT 1				
Vote for not more than 3				
WRITE-IN.	6	100.00	6	0
DELEGATE HAMPTON TWP, PCT 1				
Vote for not more than 5				
Troy A. Stewart	103	53.93	58	45
Douglas Trenrice	86	45.03	43	43
WRITE-IN.	2	1.05	1	1

	TOTAL VOTES	%	ELECTION DAY	ABSENTEE
DELEGATE HAMPTON TWP, PCT 2				
Vote for not more than 6				
Mark J. Basket.	213	100.00	132	81
WRITE-IN.	0		0	0
DELEGATE HAMPTON TWP, PCT 3				
Vote for not more than 6				
Stefanie Benson	121	35.59	61	60
Richard A. Espinoza	99	29.12	46	53
Jack L. Tobias.	114	33.53	53	61
WRITE-IN.	6	1.76	6	0
DELEGATE HAMPTON TWP, PCT 4				
Vote for not more than 5				
WRITE-IN.	9	100.00	8	1
DELEGATE HAMPTON TWP, PCT 5				
Vote for not more than 5				
WRITE-IN.	1	100.00	0	1
DELEGATE HAMPTON TWP, PCT 6				
Vote for not more than 6				
Kathryn Pilarski	50	20.92	19	31
Robert Pilarski	50	20.92	21	29
Jeffrey Simon	49	20.50	19	30
Kathy A. Taylor	45	18.83	18	27
Robert C. Taylor	45	18.83	16	29
WRITE-IN.	0		0	0
DELEGATE KAWKAWLIN TWP, PCT 1				
Vote for not more than 8				
James E. Davison	148	56.49	148	0
Kevyn J. Gilmore	112	42.75	112	0
WRITE-IN.	2	.76	2	0
DELEGATE KAWKAWLIN TWP, PCT 2				
Vote for not more than 6				
Travis T. Brady	104	32.81	104	0
Alfred E. LaPan	110	34.70	110	0
David Ventrone.	101	31.86	101	0
WRITE-IN.	2	.63	2	0
DELEGATE MERRITT TWP, PCT 1				
Vote for not more than 5				
WRITE-IN.	0		0	0

	TOTAL VOTES	%	ELECTION DAY	ABSENTEE
DELEGATE MONITOR TWP, PCT 1				
Vote for not more than 5				
WRITE-IN.	7	100.00	2	5
DELEGATE MONITOR TWP, PCT 2				
Vote for not more than 9				
Robert Atha Sr.	91	19.70	34	57
Troy Cunningham	111	24.03	42	69
Brent Pilarski.	87	18.83	36	51
Jeff Pilarski	82	17.75	34	48
Laura Pilarski.	86	18.61	33	53
WRITE-IN.	5	1.08	0	5
DELEGATE MONITOR TWP, PCT 3				
Vote for not more than 5				
WRITE-IN.	3	100.00	2	1
DELEGATE MONITOR TWP, PCT 4				
Vote for not more than 5				
WRITE-IN.	2	100.00	0	2
DELEGATE MONITOR TWP, PCT 5				
Vote for not more than 6				
Greg Blair	85	31.84	32	53
Janel Blair.	85	31.84	32	53
Stephen Taylor.	94	35.21	34	60
WRITE-IN.	3	1.12	3	0
DELEGATE MONITOR TWP, PCT 6				
Vote for not more than 4				
David Arnold	60	51.28	32	28
Nancy A. Hickner	57	48.72	29	28
WRITE-IN.	0		0	0
DELEGATE MT. FOREST TWP, PCT 1				
Vote for not more than 4				
Dale Schwerin	59	100.00	59	0
WRITE-IN.	0		0	0
DELEGATE PINCONNING TWP, PCT 1				
Vote for not more than 7				
Connie Marie Pierson.	106	20.15	106	0
Janice E. Pierson.	103	19.58	103	0
Robert J. Pierson.	96	18.25	96	0
Jesse Smith.	95	18.06	95	0
Thomas R. Wehr.	124	23.57	124	0
WRITE-IN.	2	.38	2	0

	TOTAL VOTES	%	ELECTION DAY	ABSENTEE
DELEGATE PORTSMOUTH TWP, PCT 1				
Vote for not more than 6				
Fredrick Bublitz	93	39.74	93	0
Christopher Taylor	66	28.21	66	0
Michelle M. Taylor	73	31.20	73	0
WRITE-IN.	2	.85	2	0
DELEGATE PORTSMOUTH TWP, PCT 2				
Vote for not more than 7				
Donald Goulet	148	53.82	148	0
Clete E. Van Snepson.	122	44.36	122	0
WRITE-IN.	5	1.82	5	0
DELEGATE WILLIAMS TWP, PCT 1				
Vote for not more than 6				
John Keeley.	100	33.22	60	40
Joshua Koste	98	32.56	55	43
Fred Paul Thornton Jr.	98	32.56	53	45
WRITE-IN.	5	1.66	5	0
DELEGATE WILLIAMS TWP, PCT 2				
Vote for not more than 5				
WRITE-IN.	1	100.00	1	0
DELEGATE WILLIAMS TWP, PCT 3				
Vote for not more than 2				
WRITE-IN.	0		0	0

	TOTAL VOTES	%	ELECTION DAY	ABSENTEE
STATE PROPOSAL 14-1				
Vote for not more than 1				
YES	10,171	70.14	7,083	3,088
NO.	4,330	29.86	3,001	1,329
KAWKAWLIN TWP ROAD MILL				
Vote for not more than 1				
YES	373	49.47	373	0
NO.	381	50.53	381	0
MONITOR TWP ROAD MILL				
Vote for not more than 1				
YES	1,015	54.22	474	541
NO.	857	45.78	383	474
PORTSMOUTH TWP ROAD MILL				
Vote for not more than 1				
YES	335	56.78	335	0
NO.	255	43.22	255	0
GARFIELD TWP FIRE PROTECT MILL RENEWAL				
Vote for not more than 1				
YES	219	75.26	219	0
NO.	72	24.74	72	0
GARFIELD TWP FIRE FIGHTING EQUIP RENEWAL				
Vote for not more than 1				
YES	209	72.07	209	0
NO.	81	27.93	81	0
ESSEXVILLE-HAMPTON SCHOOL BOND PROP				
Vote for not more than 1				
YES	959	44.67	833	126
NO.	1,188	55.33	896	292
PINCONNING AREA SCHOOL OPERATING MILL				
Vote for not more than 1				
YES	1,186	69.89	1,186	0
NO.	511	30.11	511	0
REESE PUB SCHOOL MILL RENEWAL				
Vote for not more than 1				
YES	45	78.95	45	0
NO.	12	21.05	12	0

**ESSEXVILLE-HAMPTON
PUBLIC SCHOOLS
BONDING PROPOSAL**

Shall Essexville-Hampton Public Schools, Bay County, Michigan, borrow the sum of not to exceed Forty-One Million Five Hundred Thousand Dollars (\$41,500,000) and issue its general obligation unlimited tax bonds therefor, for the purpose of:

erecting, furnishing, and equipping additions to and remodeling, furnishing and refurbishing, and equipping and re-equipping school buildings and facilities; acquiring and installing instructional technology in school buildings; purchasing school buses; and preparing, developing, and improving playgrounds, athletic fields, and sites?

The following is for informational purposes only:

The estimated millage that will be levied for the proposed bonds in 2015, under current law, is 4.52 mills (\$4.52 on each \$1,000 of taxable valuation), providing an estimated increase of 3.85 mills over the prior year's debt millage levy. The maximum number of years the bonds may be outstanding, exclusive of any refunding, is thirty (30) years. The estimated simple average annual millage anticipated to be required to retire this bond debt is 6.72 mills (\$6.72 on each \$1,000 of taxable valuation).

The school district expects to borrow from the State School Bond Qualification and Loan Program to pay debt service on these bonds. The estimated total principal amount of that borrowing is \$1,646,649 and the estimated total interest to be paid thereon is \$2,378,474. The estimated duration of the millage levy associated with that borrowing is 31 years and the estimated computed millage rate for such levy is 7 mills. The estimated computed millage rate may change based on changes in certain circumstances.

The total amount of qualified bonds currently outstanding is \$3,420,000. The total amount of qualified loans currently outstanding is \$-0-

Pursuant to State law, expenditure of bond proceeds must be audited, and the proceeds cannot be used for repair or maintenance costs, teacher, administrator or employee salaries, or other operating expenses.)

**PROPOSAL 14-1
APPROVAL OR DISAPPROVAL OF
AMENDATORY ACT TO REDUCE
STATE USE TAX AND REPLACE WITH
A LOCAL COMMUNITY STABILIZATION
SHARE TO MODERNIZE THE TAX
SYSTEM TO HELP SMALL
BUSINESSES GROW AND CREATE
JOBS**

The amendatory act adopted by the Legislature would:

1. Reduce the state use tax and replace with a local community stabilization share of the tax for the purpose of modernizing the tax system to help small businesses grow and create jobs in Michigan.
2. Require Local Community Stabilization Authority to provide revenue to local governments dedicated for local purposes, including police safety, fire protection, and ambulance emergency services.
3. Increase portion of state use tax dedicated for aid to local school districts.
4. Prohibit Authority from increasing taxes.
5. Prohibit total use tax rate from exceeding existing constitutional 6% limitation.

Should this law be approved?

**CHARTER TOWNSHIP OF MONITOR
ROAD MILLAGE PROPOSAL**

Shall the 15 mill tax limitation on general ad valorem taxes within Charter Township of Monitor imposed under Article IX, Section 6, of the Michigan Constitution be increased for Charter Township of Monitor by 1.95 mills (a mill equals \$1.00 per \$1,000.00 of taxable value) for the period of ten (10) years, December 1, 2014 through December 1, 2024 inclusive, for the purpose of construction, maintenance and improvement of the local public roads in Charter Township of Monitor; and shall the Township levy an increase in millage for said purpose, thereby raising in the first year an estimated \$779,134.00?

**GARFIELD TOWNSHIP
FIRE FIGHTING EQUIPMENT RENEWAL**

Shall the previously voted increase in tax limitation imposed under Article IX, Section 6, of the Michigan Constitution on general ad valorem taxes within Garfield Township be renewed at 1/2 mill (\$.50 per \$1,000.00 of taxable value) for the period from December 1, 2015 through December 1, 2018, both inclusive for the purpose of purchasing Fire Fighting Equipment for the Garfield Township Fire Department, and shall the Township levy such renewal in millage for that purpose, thereby raising in the first year an estimated \$21,150.00?

**GARFIELD TOWNSHIP
FIRE PROTECTION MILLAGE
RENEWAL**

Shall the previously voted increase in tax limitation imposed under Article IX, Section 6, of the Michigan Constitution on general ad valorem taxes within Garfield Township be renewed at 1 mill (\$1.00 per \$1,000.00 of taxable value) for the period from December 1, 2015 through December 1, 2018, both inclusive for the purpose of operating the Township Fire Department and maintaining the Fire Hall, and shall the Township levy such renewal in millage for that purpose, thereby raising in the first year an estimated \$42,310.00?

**PORTSMOUTH CHARTER TOWNSHIP
ROAD MILLAGE PROPOSAL**

Shall Portsmouth Charter Township levy up to 1.5 mills (@ 1.50 per \$1,000 of taxable value) above the tax limitation imposed under Article IX, Section 6, of the Michigan Constitution, and levy it for 5 years, December 1, 2014 through December 1, 2018 inclusive for the purpose of raising revenues for the maintenance and improvement of public roads in Portsmouth Township, raising an estimated \$131,000 in the first year the millage is levied?

MILLAGE RENEWAL PROPOSAL BUILDING AND SITE SINKING FUND TAX LEVY

Shall the currently authorized millage rate limitation of 1.5 mills (\$1.50 on each \$1,000 of taxable valuation) on the amount of taxes which may be assessed against all property in Reese Public Schools, Tuscola, Saginaw and Bay Counties, Michigan, be renewed for a period of 5 years, 2015 to 2019, inclusive, to continue to provide for a sinking fund to be used for the construction or repair of school buildings and all other purposes authorized by law; if approved, the estimate of the revenue the school district will collect the first year of levy, 2015, is approximately \$348,000 (this is a renewal of sinking fund millage which will expire with the 2014 tax levy)?

KAWKAWLIN TOWNSHIP
ROAD MILLAGE PROPOSAL

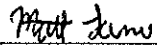
Shall the 15 mill tax limitation on the general ad valorem taxes within Kawkawlin Township imposed under Article IX, Section 6, of the Michigan Constitution be increased for Kawkawlin Township by 1.0 mill (\$1.00 per \$1,000.00 of taxable value) for the period of four (4) years, December 1, 2014 through December 1, 2017 inclusive, for the purpose of construction, maintenance and improvement of local public roads in Kawkawlin Township; and shall the Township levy an increase in millage for said purpose, thereby raising in the first year an estimated \$125,000.

PINCONNING AREA SCHOOLS
OPERATING MILLAGE RENEWAL
PROPOSAL


This proposal will allow the school district to levy the statutory rate of 18 mills on all property, except principal residence and other property exempted by law, required for the school district to receive its revenue per pupil foundation allowance and renews millage that will expire with the 2014 tax levy.

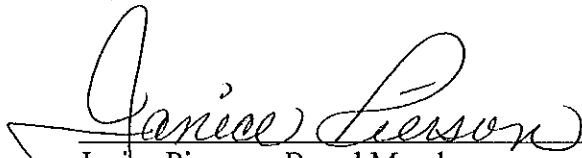
Shall the currently authorized millage rate limitation of 18 mills (\$18.00 on each \$1,000 of taxable valuation) on the amount of taxes which may be assessed against all property, except principal residence and other property exempted by law, in Pinconning Area Schools, Bay and Gladwin Counties, Michigan, be renewed for a period of 10 years, 2015 to 2024, inclusive, to provide funds for operating purposes; the estimate of the revenue the school district will collect if the millage is approved and levied in 2015 is approximately \$1,219,130 (this is a renewal of millage which will expire with the 2014 tax levy)?


WE THE UNDERSIGNED DO HEREBY CERTIFY
THE ABOVE RESULTS TO BE A TRUE AND
ACCURATE ACCOUNT OF THE ELECTION
HELD ON TUESDAY AUGUST 5, 2014.



Matthew Lance, Chairman

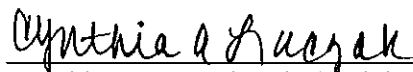

Walter Wozniak, Jr., Board Member


Janice Pierson, Board Member


Kevin Lorentz, Jr., Board Member

DATED: August 7, 2014

A TRUE COPY ATTEST:


Cynthia A. Luczak, Clerk of the County of Bay,
State of Michigan